



RETIGRA

Automated template management and versioning is dumb.

Let's change that!

Hello World!



Wouter de Bruijn

- Software Engineer
- github.com/wouterdebruijn
- [in/ej-de-bruijn](https://in.ej-de-bruijn)



Raymond Kuiper

- Product Developer
- Zabbix user since v1.1.3 (2006)
- github.com/q1x
- [in/raymondkuiper](https://in.raymondkuiper)



RETIGRA

Navigation

Project description

Release history

Download files

Verified details

These details have been [verified by PyPI](#)

Project links

Changelog

Discussions

Homepage

Issues

Repository

GitHub Statistics

Repository

Stars: 34

Forks: 1

Open issues: 4

Open PRs: 0

Project description



ZABBIX CI

`pypi v0.1.2` `pypi build passing` `docker build passing`

[!WARNING] This project is under active development, the code in the main branch should be relatively stable but things might break every now and then. The releases that can be installed with `pip` are currently stable enough for testing. If you run into unexpected bugs, please create an [issue](#). For questions about usage, please start a [discussion](#).

ZabbixCI


ZabbixCI is a tool that adds continuous integration to Zabbix, allowing you to synchronize Zabbix assets with a Git repository. By using the Zabbix API, ZabbixCI can create, update, and delete templates across multiple Zabbix servers.

ZabbixCI

- C.I. tool for Zabbix assets
- OpenSource (AGPL)
- Supports Git branching
- Synchronizes:
 - Templates
 - Icons
 - Backgrounds
 - Icon maps

<https://github.com/retigra/ZabbixCI>

```
pip install zabbixci
```



Exporting from Zabbix



Fetch latest Git

Export Zabbix into Git
repo

Post processing step for
differences

Commit changes

Push to Git

Importing into Zabbix



Fetch latest Git

Export Zabbix into
git cache

Check for changed
files

Import changes into
Zabbix

Let's see it in action!




- Templates:
 - Exporting from dev Zabbix
 - Importing into production Zabbix
- Icons:
 - Synchronize between dev and production Zabbix servers

ZABBIX




Give it a try!

<https://github.com/retigra/ZabbixCI>



Next steps

- Add syncing for:
 - Mediatypes (v0.4.0)
 - Scripts (v0.5.0)
- Integrate logging into Zabbix
- More tutorials
- Other ideas welcome!
<https://github.com/retigra/ZabbixCI/discussions>



Q&A

