

Real-Life Examples:

Unleashing the Power of Zabbix Item Scripts for Automation



Alois Zdražil
Technical consultant



ZABBIX can't do

Really?

Challenge 01



Zabbix can't discover the SNMP community string.



Zabbix can't discover the SNMP community string.

You can't guess the community string. What do you really need?





Zabbix can't discover the SNMP community string.

You can't guess the community string. What do you really need?



We have customer devices with SNMP, but we don't know the exact community string for devices. However, it must be one community string from our internal list.



Zabbix can't discover the SNMP community string.

You can't guess the community string. What do you really need?



We have customer devices with SNMP, but we don't know the exact community string for devices. However, it must be one community string from our internal list.

Okay, I can detect it with an external script.





Zabbix can't discover the SNMP community string.

You can't guess the community string. What do you really need?



We have customer devices with SNMP, but we don't know the exact community string for devices. However, it must be one community string from our internal list.

Okay, I can detect it with an external script.



No external scripts are allowed. Everything must be configured inside of Zabbix frontend.



Zabbix can't discover the SNMP community string.

You can't guess the community string. What do you really need?



We have customer devices with SNMP, but we don't know the exact community string for devices. However, it must be one community string from our internal list.

Okay, I can detect it with an external script.



No external scripts are allowed. Everything must be configured inside of Zabbix frontend.

Okay, That's challenge!



CHALLENGE 01

TASK DEFINITION

- ✓ Customer has plenty of devices **configured by partners** with set of SNMP community strings
- ✓ We need to **automate adding these devices** to Zabbix, set correct community string, move to target Group, Link Templates
- ✓ **All devices are also monitored** by ICMP ping. But some devices will be monitored only by ICMP



CHALLENGE 01

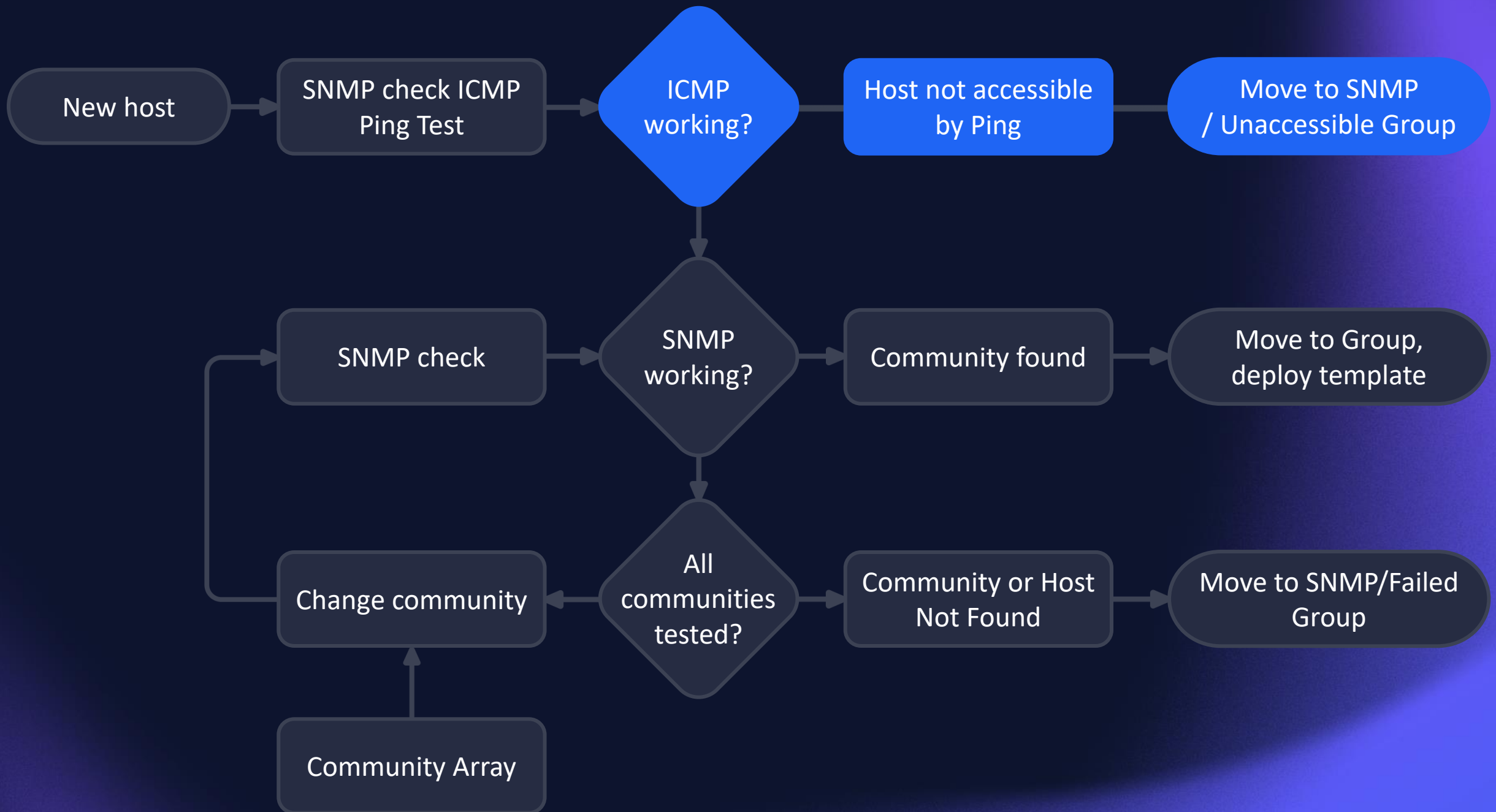
TASK DEFINITION

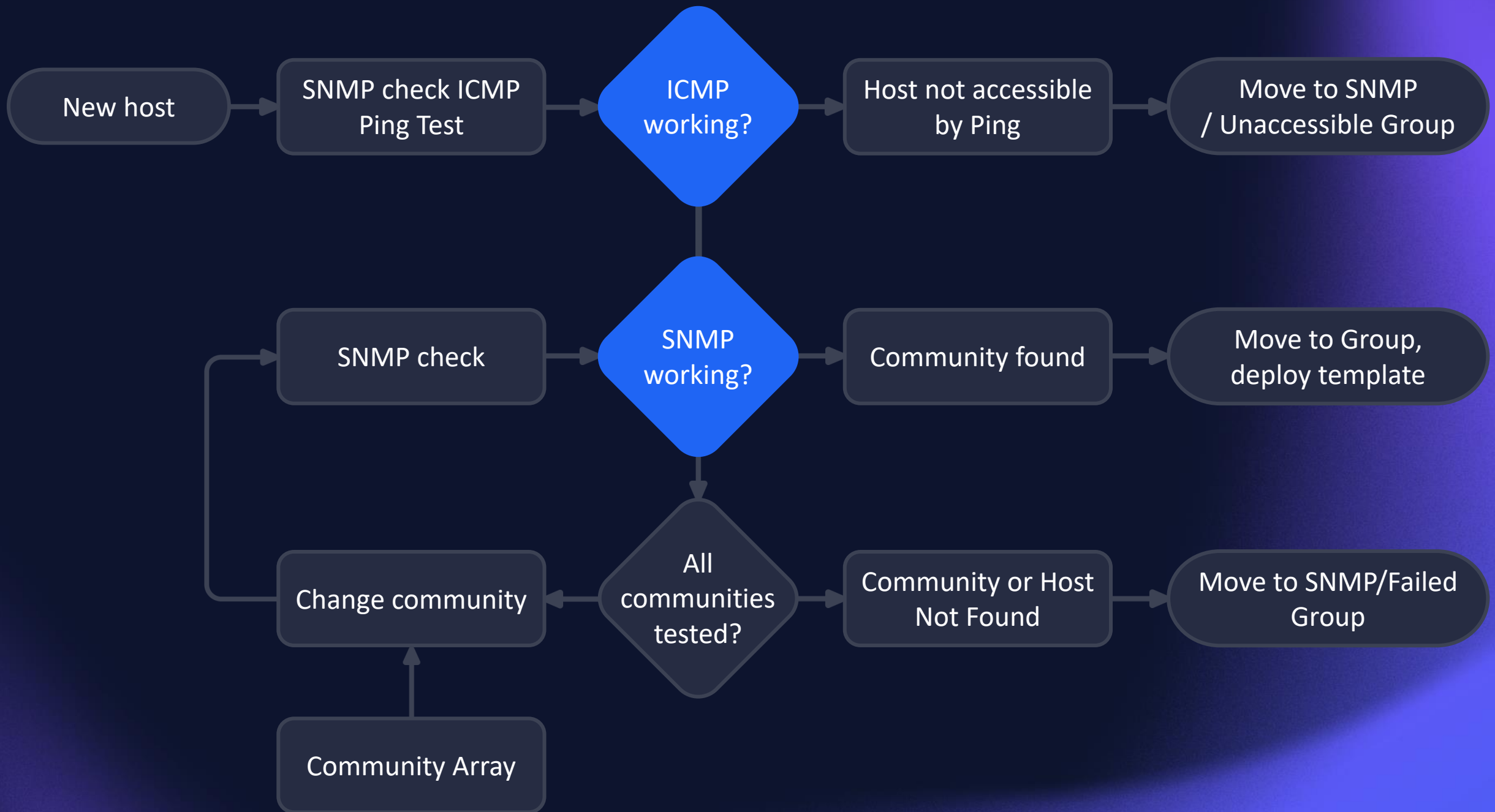
We need to automate adding these devices to Zabbix, set correct community string, move to target Group, Link Templates

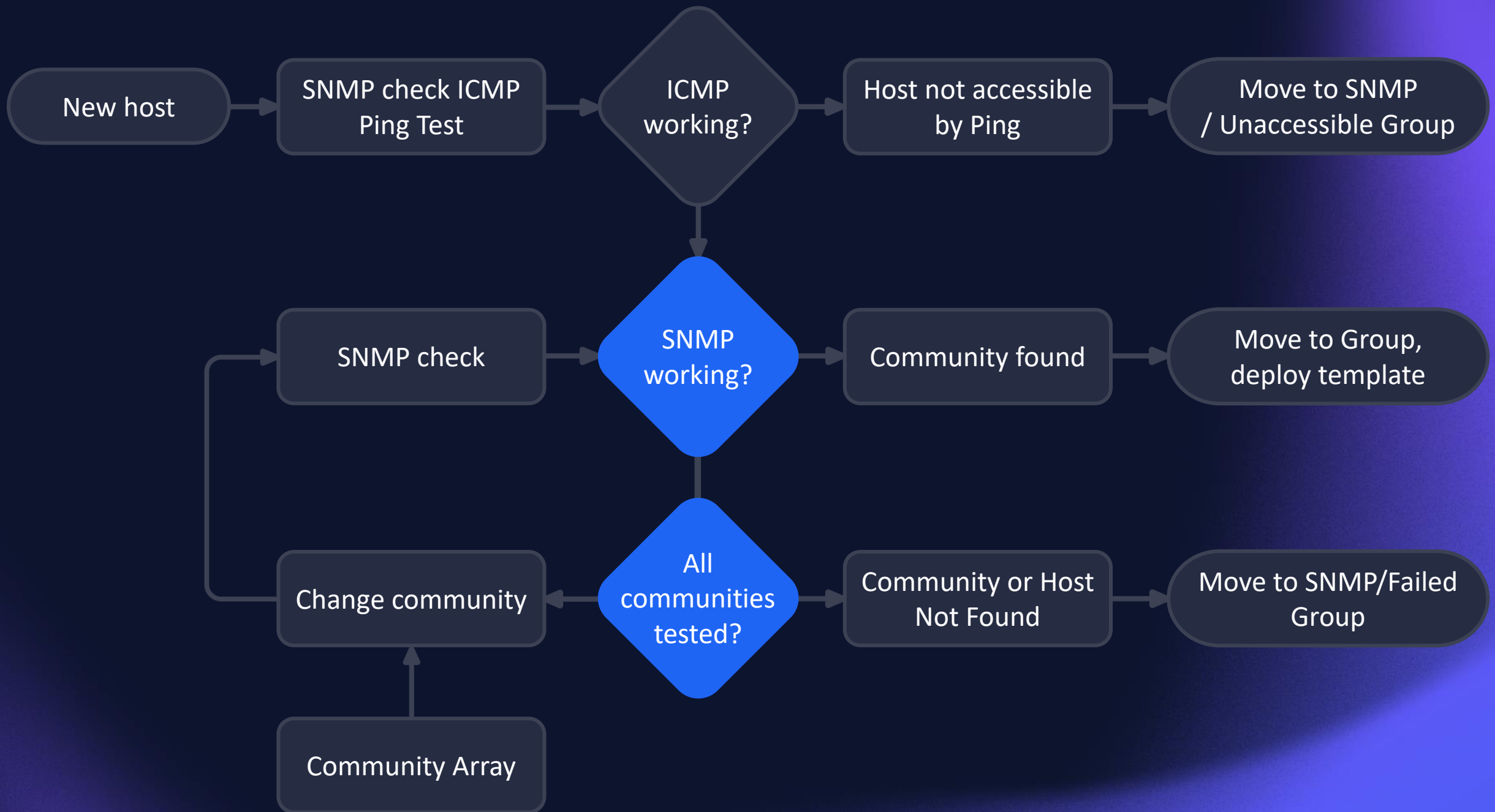






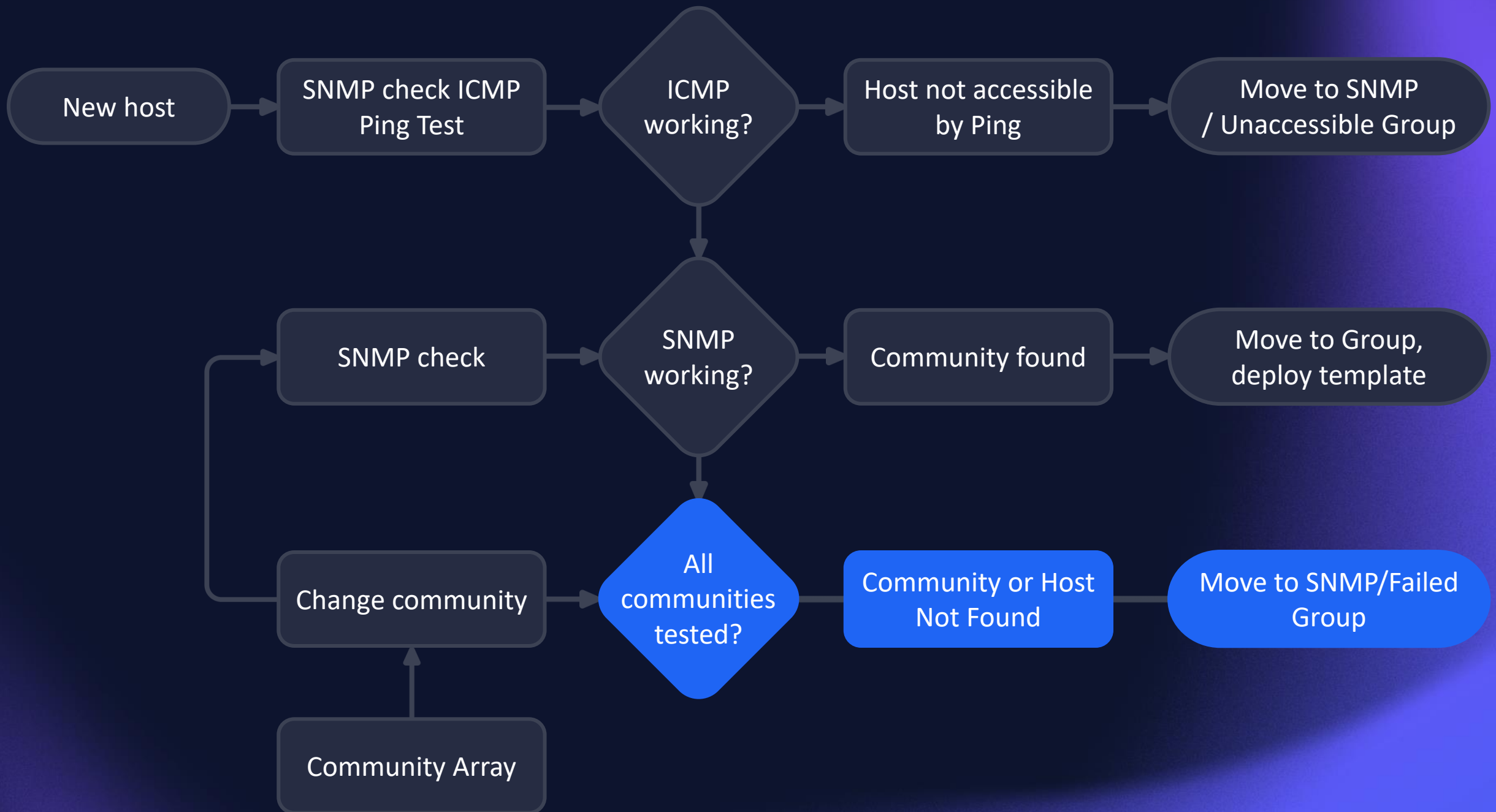














CHALLENGE 01

HOW TO CHECK ICMP?

Items:

ICMP status

Triggers:

Ping Failed

`max(/SNMP community discovery/icmpping[{HOST.IP},3],#2)=0`

CHALLENGE 01

HOW TO CHECK SNMP?

Items:

SNMP cycle check

common OID - 1.3.6.1.2.1.1.1.0 - sysDescr

SNMP Availability internal check

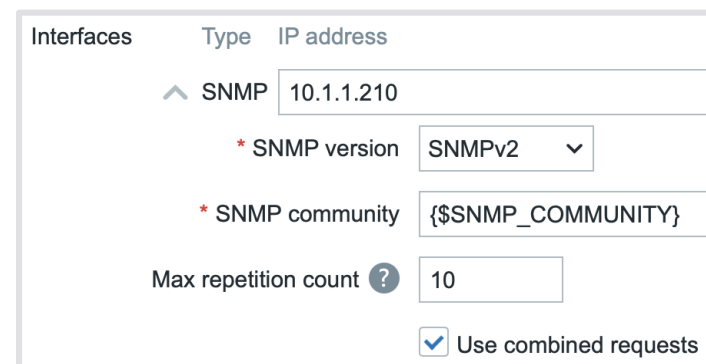
Triggers:

SNMP community found

`last(/SNMP community discovery/snmp.cycle2)<>"fail" or last(/SNMP community discovery/zabbix[host,snmp,"available"])=1`

SNMP failed - change community

`last(/SNMP community discovery/snmp.cycle2)="fail" or last(/SNMP community discovery/zabbix[host,snmp,"available"])<>1`



The screenshot shows the Zabbix configuration interface for an SNMP interface. It includes fields for IP address (10.1.1.210), SNMP version (SNMPv2), SNMP community ({SNMP_COMMUNITY}), and Max repetition count (10). There is also a checkbox for 'Use combined requests' which is checked.

Interfaces	Type	IP address
SNMP		10.1.1.210

* SNMP version: SNMPv2

* SNMP community: {SNMP_COMMUNITY}

Max repetition count: 10

☒ Use combined requests

CHALLENGE 01

SET COMMUNITY STRING

Macros: {\$SNMP_COMMUNITY}
 {\$SNMP_COMMUNITY_ARRAY}

Macro	Value
<input "{\$snmp_community_array}"="" data-bbox="810 748 1411 801" type="text" value=""/>	<input "public;initmax;snmp_community;notfound"="" data-bbox="1429 748 2056 801" type="text" value=""/> T v

Script:

```
if (zbx_macros != null) {  
    curentValue = zbx_macros.value;  
    position = arr.indexOf(curentValue);  
    hostmacroid = zbx_macros.hostmacroid;  
    update_result = updateHostMacros(hostmacroid,arr[position + 1]);  
} else {  
    update_result = createHostMacros(zbx_hostid,macro_name,new_value);  
}
```



CHALLENGE 01

ALL COMMUNITIES TESTED?

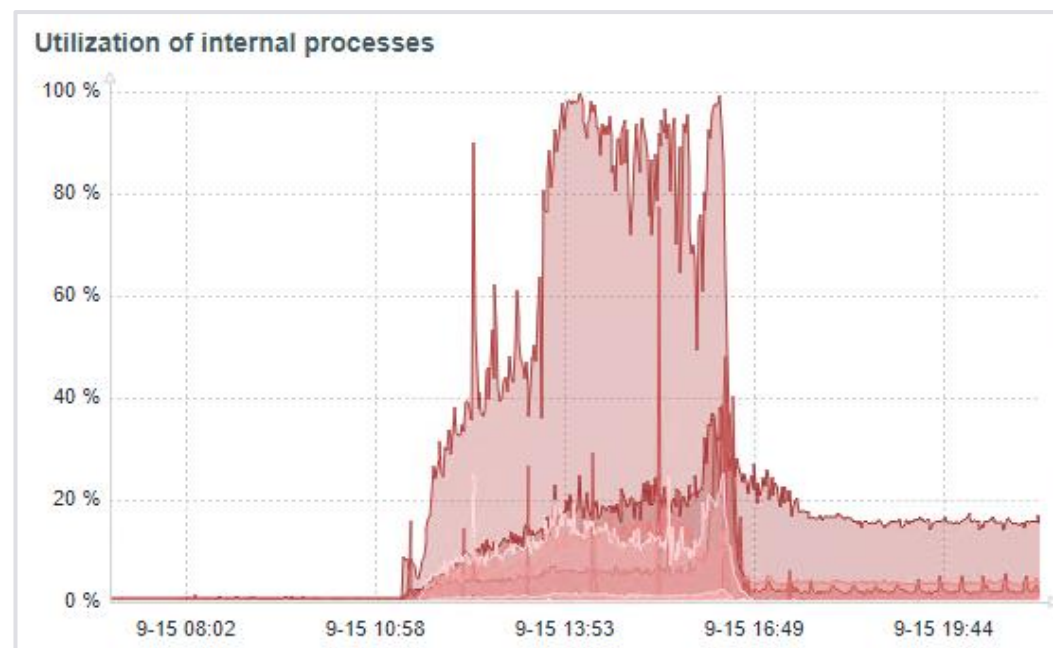
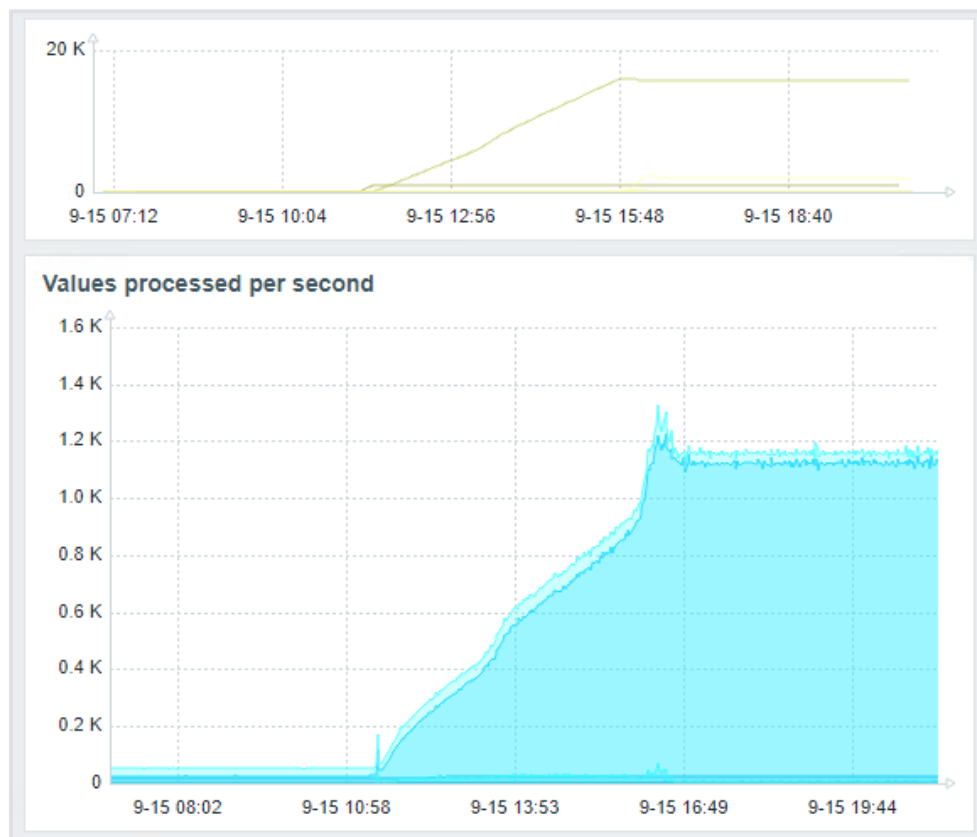
```
last(/SNMP community discovery/zabbix[host,snmp,"available"])<>1 and  
{$SNMP_COMMUNITY} = "NotFound"
```

SNMP failed - Cycle completed



CHALLENGE 01

REAL IMPORT 20k HOSTS



01



CHALLENGE 01

TECHNICAL DECISIONS

In a real world there is much more complexity

ICMP only devices, ...

Add host -> detect SNMP -> Move to Group -> Link Templates -> Enable | Disable Host

Timing

ICMP Timeouts

SNMP Timeout

Update interval

Trigger settings

Configuration cache + Proxy update interval

User macros can be used as secret macros

Challenge 02



We need proxy in HA – Zabbix can't do this natively!



We need proxy in HA – Zabbix can't do this natively!

For what type of checks?





We need proxy in HA – Zabbix can't do this natively!

For what type of checks?



Only for passive SNMP check monitored by SNMP agent.



We need proxy in HA – Zabbix can't do this natively!

For what type of checks?



Only for passive SNMP check monitored by SNMP agent.

Passive checks - Why not?





We need proxy in HA – Zabbix can't do this natively!

For what type of checks?



Only for passive SNMP check monitored by SNMP agent.

Passive checks - Why not?



We need to automate switching to failover proxy.



We need proxy in HA – Zabbix can't do this natively!

For what type of checks?



Only for passive SNMP check monitored by SNMP agent.

Passive checks - Why not?



We need to automate switching to failover proxy.

Okay, that's a challenge!

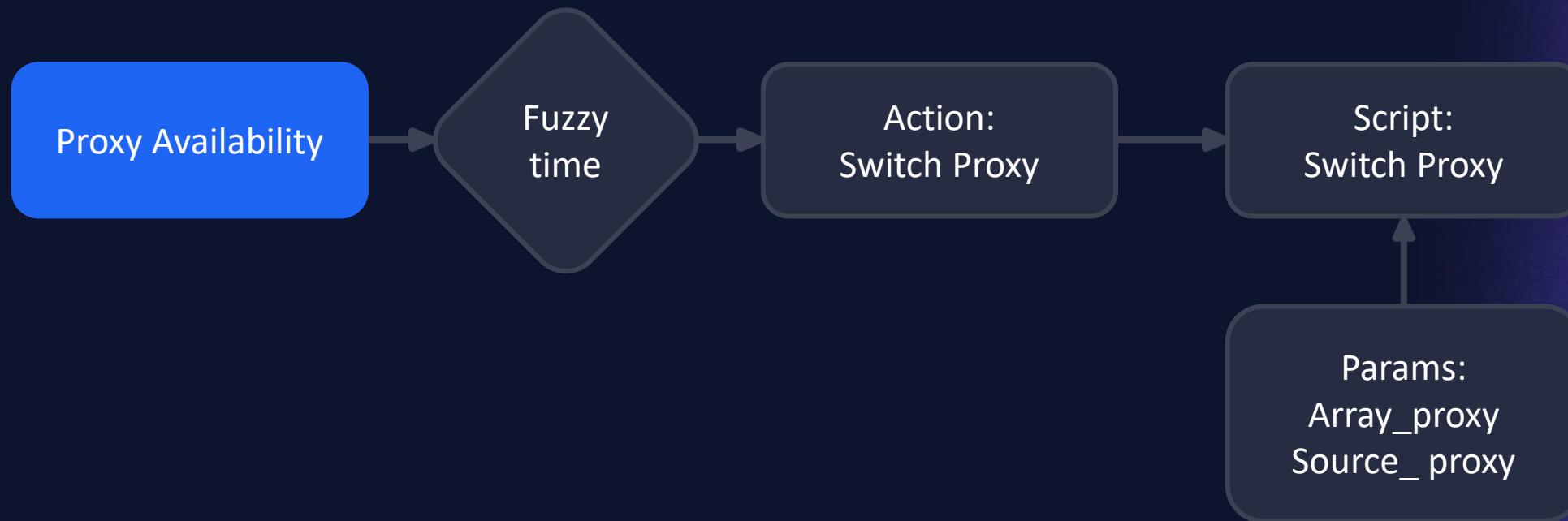


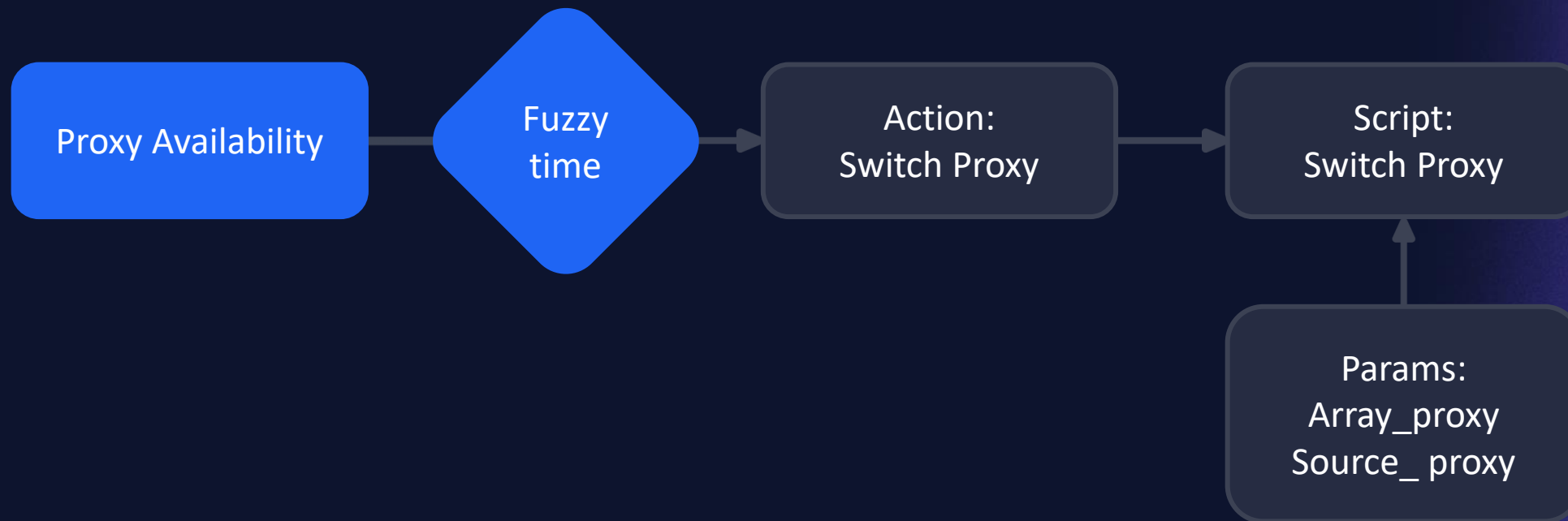
Challenge 02

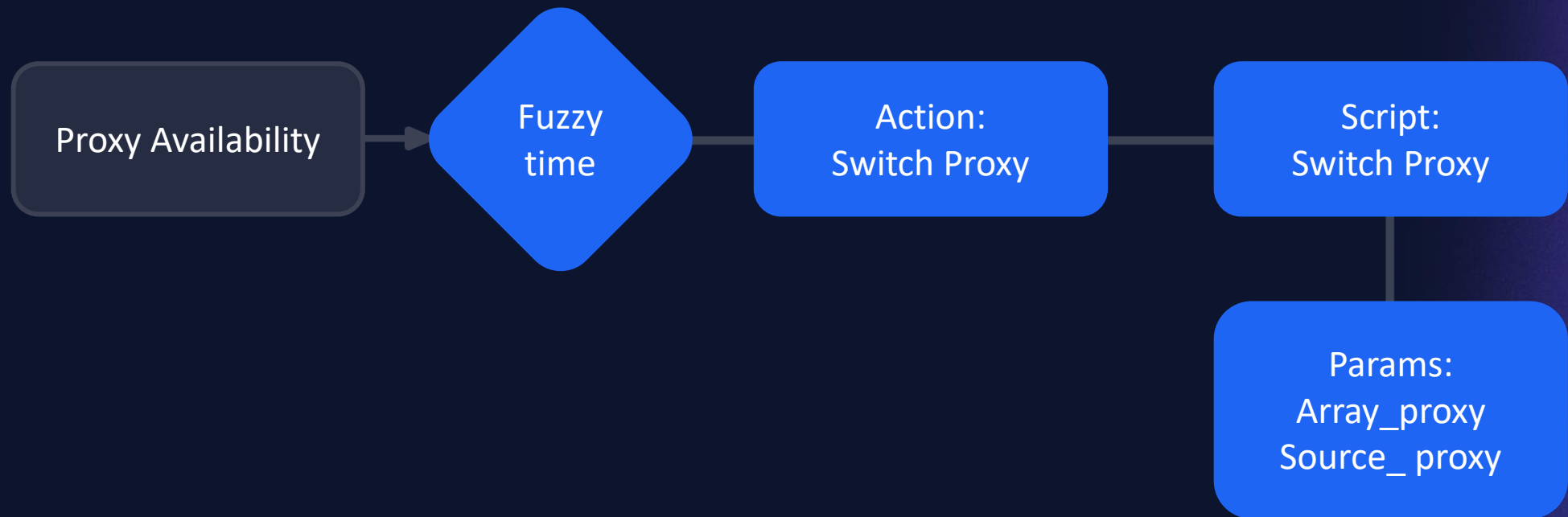
TASK DEFINITION

- ✓ **ZABBIX proxy in HA** mode is a necessary condition for the project
- ✓ **Whole automation** must be configured using the Zabbix frontend
- ✓ **No advanced features** such as failback or load balancing are required











CHALLENGE 02

PROXY AVAILABILITY

Macros, Tags:

{\$HA.PROXY}

HA: Proxy01,Proxy02

Item:

zabbix[proxy,{ \$HA.PROXY}{HOST.NAME},lastaccess]

Trigger:

fuzzytime(/Proxy HA/zabbix[proxy,{ \$HA.PROXY}{HOST.NAME},lastaccess],1m)=0



CHALLENGE 02

SWITCH PROXIES

Action -> Script:

```
if(arrayProxy[0] === sourceProxy){
    newProxyID = proxies[proxies.map(function(e) { return e.host;
    }).indexOf(arrayProxy[1])].proxyid;
} else {
    newProxyID = proxies[proxies.map(function(e) { return e.host;
    }).indexOf(arrayProxy[0])].proxyid;
}

var hostsToChange =
(JSON.parse(getProxyHosts(sourceID)).result).concat(JSON.parse(getProxyHosts(newProxyID)).result);
```



CHALLENGE 02

ADVANCED HA

Failback – not in project scope

Macro with „default proxy“.

Balancing of proxy utilization

Can be done by balancing check.

Active checks

Can be solved partially by using Auto-registration.

Zabbix 6.4 - cache update - default - 10s

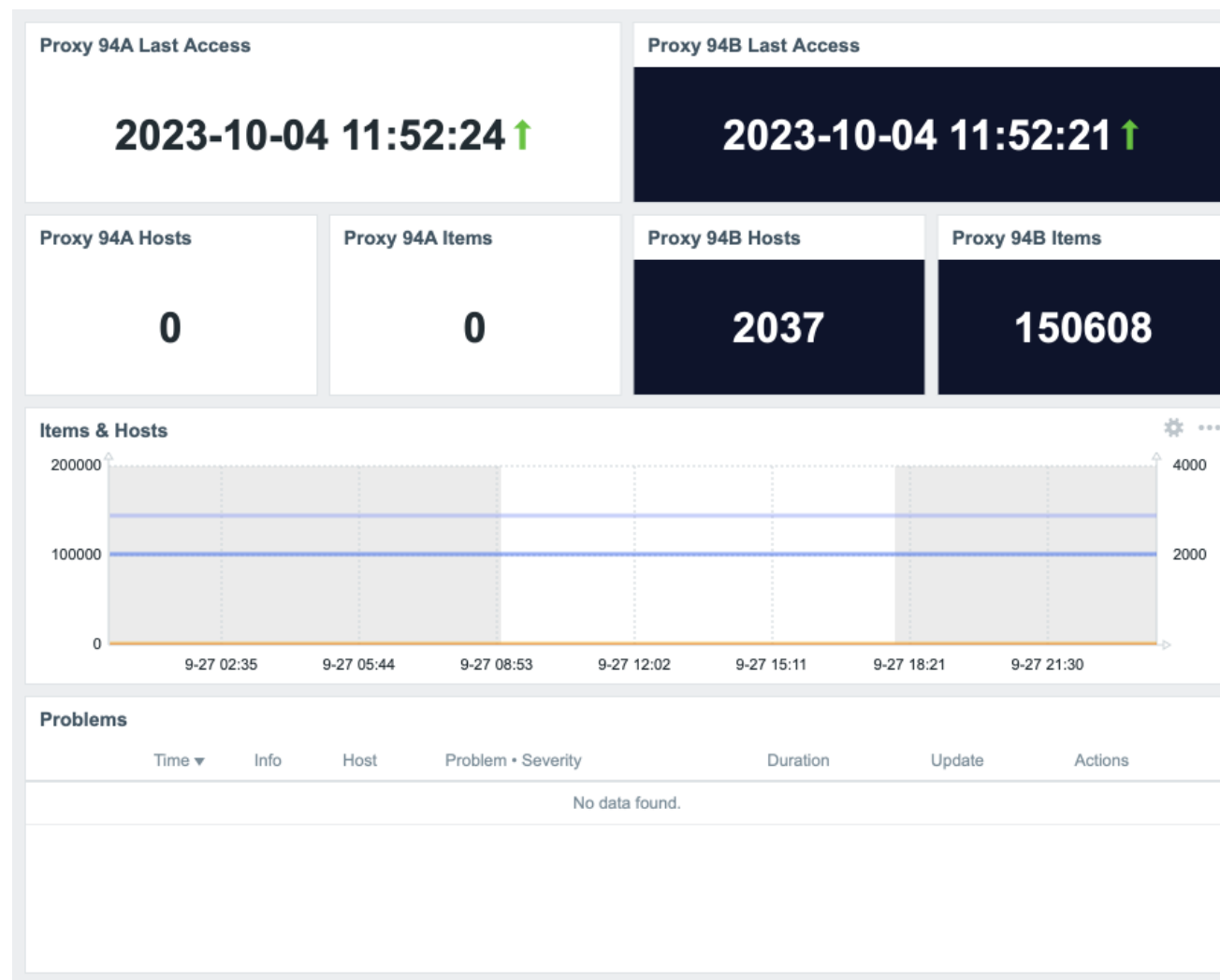
Zabbix 7.0 - ?

- Proxies to provide automatic load balancing and HA In design
[ZBXNEXT-5911](#) ★ Top voted!



CHALLENGE 02

Proxy 94B offline





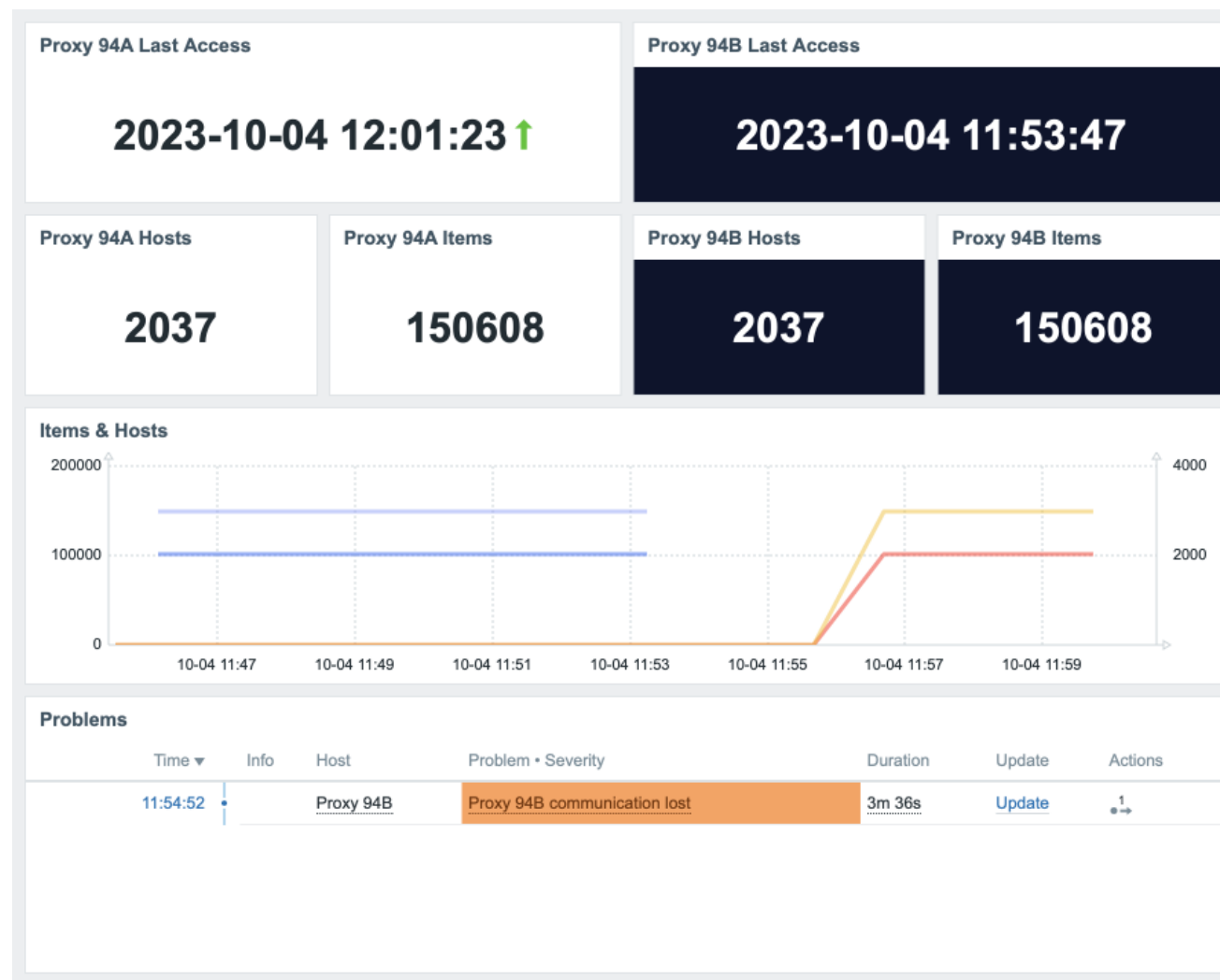
initMAX

02

ZABBIX SUMMIT 2023

CHALLENGE 02

Both online





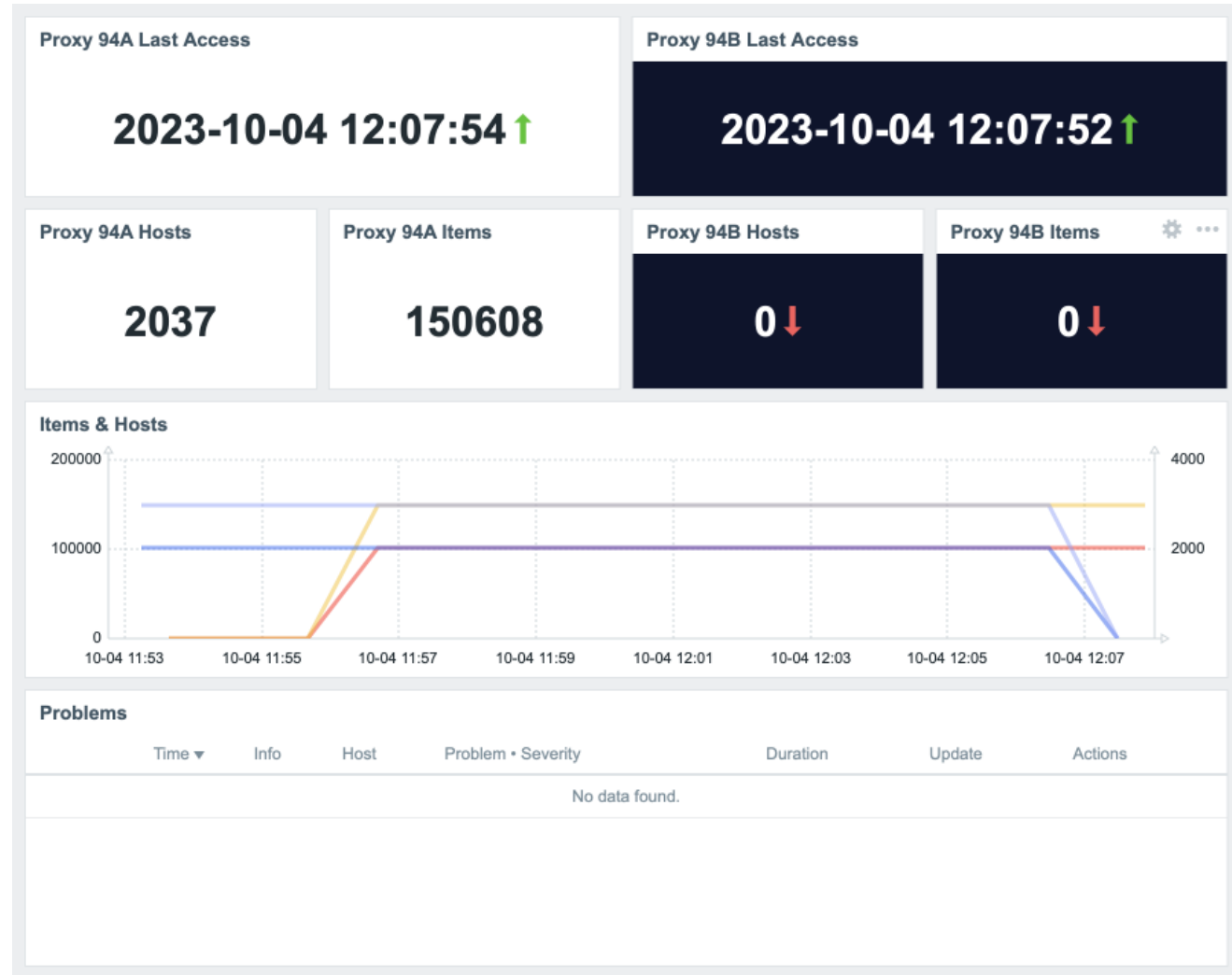
initMAX

02

ZABBIX SUMMIT 2023

CHALLENGE 02

Both Online Again



Challenge 03



We want to use single template for more setups!



We want to use single template for more setups!

Can Zabbix read config somewhere?





We want to use single template for more setups!

Can Zabbix read config somewhere?



No, it has to be configured manually and the configuration must be as simple as possible.



We want to use single template for more setups!

Can Zabbix read config somewhere?



No, it has to be configured manually and the configuration must be as simple as possible.

OK, let's use „Static“ LLD





CHALLENGE 03

„Static“ LLD

Copy of a template, macro name change, key conflicts and more -
Solution?

Macro with array of values -> LLD on script item

Template based on macro value
What if You want more?

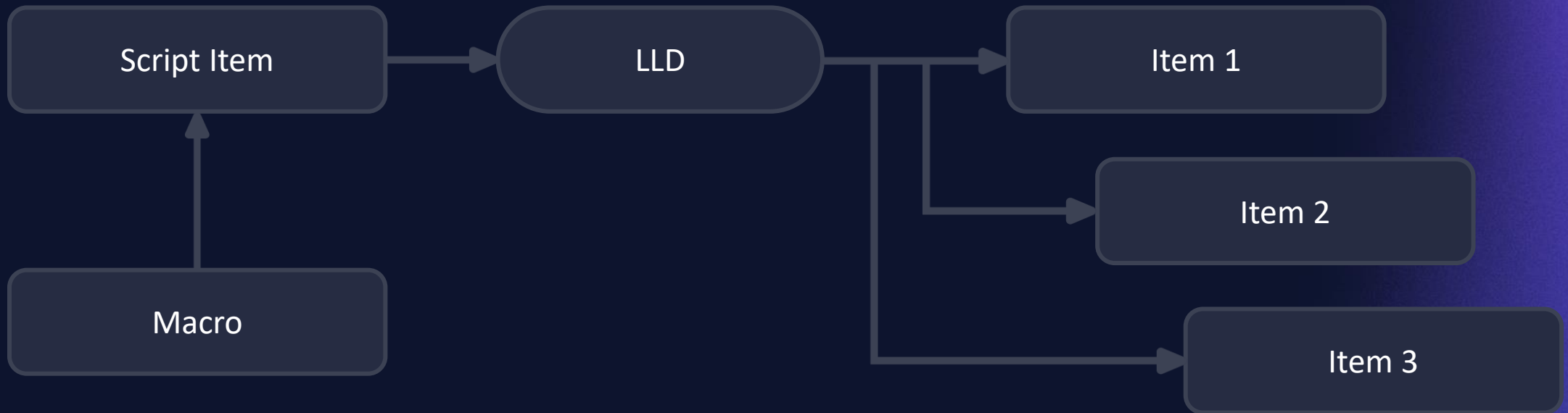
<input type="checkbox"/> Name ▲	Hosts	Items	Triggers	Graphs	Dashboards	Discovery	Web	Vendor	Version
<input type="checkbox"/> Multiple Website certificate by Zabbix agent 2	Hosts 1	Items 1	Triggers	Graphs	Dashboards	Discovery 1	Web	initMAX s.r.o.	1.0
<input type="checkbox"/> Website certificate by Zabbix agent 2	Hosts 2	Items 13	Triggers 3	Graphs	Dashboards	Discovery	Web	Zabbix	7.0-0

CHALLENGE 03

TASK DEFINITION

- ✓ **Single host** for multiple checks of the same type
- ✓ **Manual configuration** and as simple as possible definition of monitored items
- ✓ **User friendly** configuration
- ✓ **Simple example** certificate monitoring








CHALLENGE 03

CASE STUDIES

- ✓ **More certificates** monitored on one host with a single template
- ✓ **More DNS targets** on one host with a single CloudFlare template
- ✓ **Interconnection checks** between database instances



ONE HOST CERTs

initmax.cz	2023-11-06 22:18:09 Expiration time	 0 days 100 days 33 days Cert: Days to Expire of initmax.cz	valid Validation result
git.initmax.cz	2023-12-26 22:14:40 Expiration time	 0 days 100 days 83 days Cert: Days to Expire of git.initmax.cz	valid Validation result
initmax-cz.mail...	2024-03-06 00:59:59 Expiration time	 0 days 365 days 153 days Cert: Days to Expire of initmax-cz....	invalid Validation result

Challenge 04



We need Geomaps.



We need Geomaps.

OK, where can Zabbix get locations?





We need Geomaps.



We don't have locations 😞
But we have addresses.

OK, where can Zabbix get locations?





We need Geomaps.



We don't have locations 😞
But we have addresses.

OK, where can Zabbix get locations?



Okay, that's a challenge!



CHALLENGE 04

CASE STUDIES

- ✓ Convert **Address** to geolocation coordinates.
- ✓ **Do it automatically** as simple as possible.



CHALLENGE 04

TECHNICAL DECISIONS

Many online geoAPIs available – my choice:
Google geocoding API

```
var request = new HttpRequest();
    request.addHeader('Content-Type: application/json');
    request.setProxy("${HTTP_PROXY}");
var apiKey = "${GOOGLE.GEOAPIFY.KEY}";

var address = encodeURI(address);
var url = "https://maps.googleapis.com/maps/api/geocode/json?address=" + address +
"&key=" + apiKey;

response = request.get(url);
return response;
```

TECHNICAL DECISIONS

Zabbix 6.4 - Script item

{INVENTORY.LOCATION} can be used as Script item parameter

Zabbix 6.2 and older - Dependent item with JavaScript preprocessing

{INVENTORY.LOCATION} cannot be used in script item.
Master Item gets the address.

CHALLENGE 04

CONFIGURATION

Dependent Item with script preprocessing

Preprocessing steps ?

	Name	Parameters
1:	Does not match regular expression	.*(P p)repared.*
	Custom on fail	<div>Discard value</div> <div>Set value to</div> <div>Set error to</div>
2:	Does not match regular expression	^(#NVA).*\$
	Custom on fail	<div>Discard value</div> <div>Set value to</div> <div>Set error to</div>
3:	Matches regular expression	^(IT, CZ, PL, RO, RS, SK, \d\d\d \d\d,).*\$
	Custom on fail	<div>Discard value</div> <div>Set value to</div> <div>Set error to</div>
4:	JavaScript	<div>var request = new HttpRequest();...</div>

Use throttling

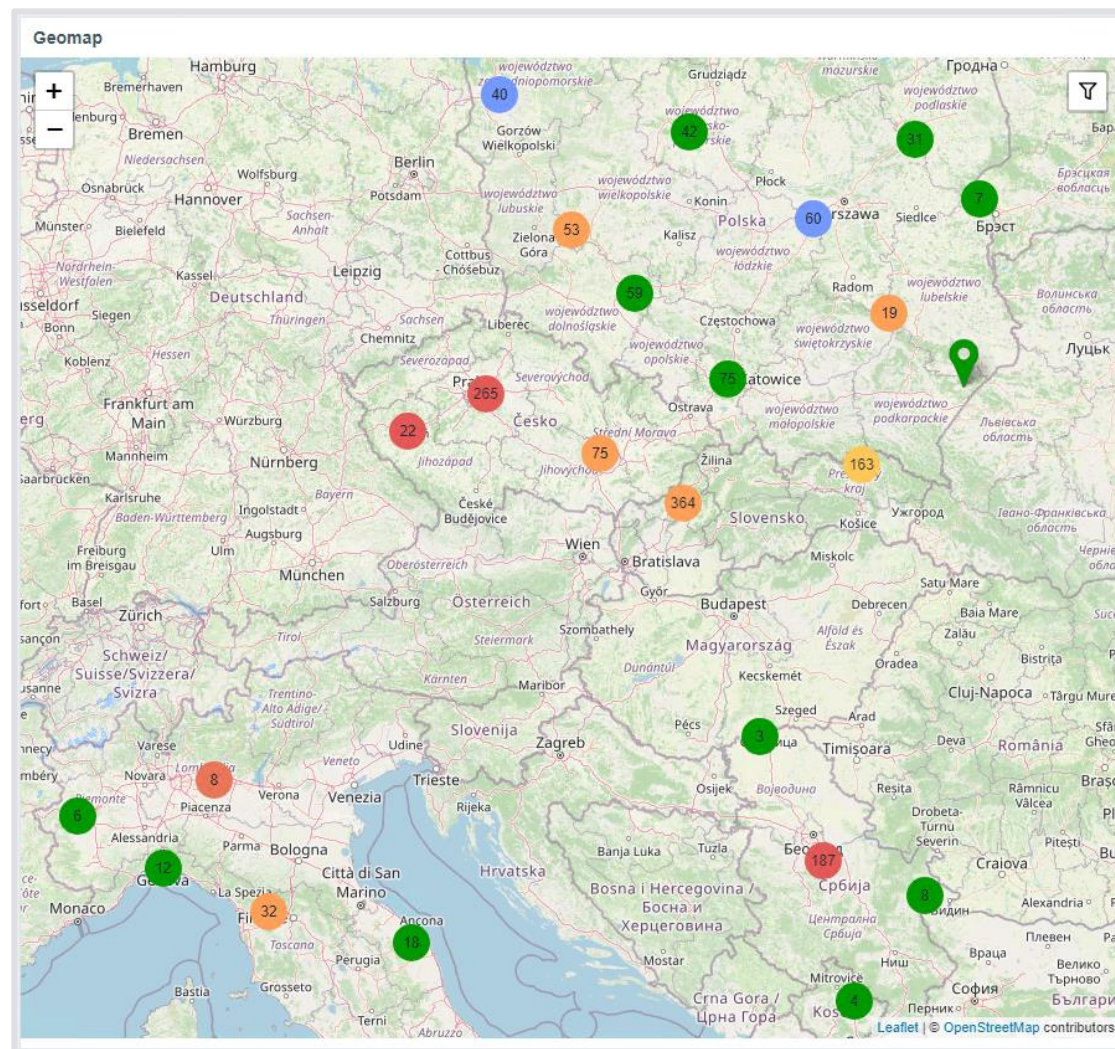


initMAX

CHALLENGE 04

RESULT

Geomap widget



04

ZABBIX SUMMIT 2023

MEET WITH US

ZABBIX
PREMIUM PARTNER

ZABBIX
CERTIFIED TRAINER



Tomáš
CEO



Tomáš
Developer



Alois
Technical consultant



Miroslav
Technical consultant












Marek
Technical consultant

GIFTS

Same as last year, we've prepared a **few gifts** for you!

- ✓ A **free** template for monitoring **multiple certificates** on one host.
- ✓ Because we're fans of **AI**, we've prepared a new custom **ChatGPT widget** and we're giving it to you for free!



-  Dashboards
-  Monitoring ▾
-  Services ▾
-  Inventory ▾
-  Reports ▾
-  Data collection ▾
-  Alerts ▾
-  Users ▾
-  Administration ▾

OpenAI widget



Send a message



EXAMPLES

Each of our examples is freely available in our GIT repository:

<https://git.initmax.com/initMAX-Public>

Source code is commented and provides examples.

- ✓ Template for multiple website certificates
 - ✓ ChatGPT widget
-
- ✓ Widget Header
 - ✓ Zabbix Compact Dashboard
 - ✓ Enhanced Problems





THANK YOU & SEE YOU ON SUMMIT



www.initmax.com



info@initmax.com

Visit our booth or explore hands on examples at our GIT on git.initmax.com