

ZABBIX

SUMMIT
2024

Generating an Advanced Network Topology Overview for Zabbix Hosts



Linus Brimstedt

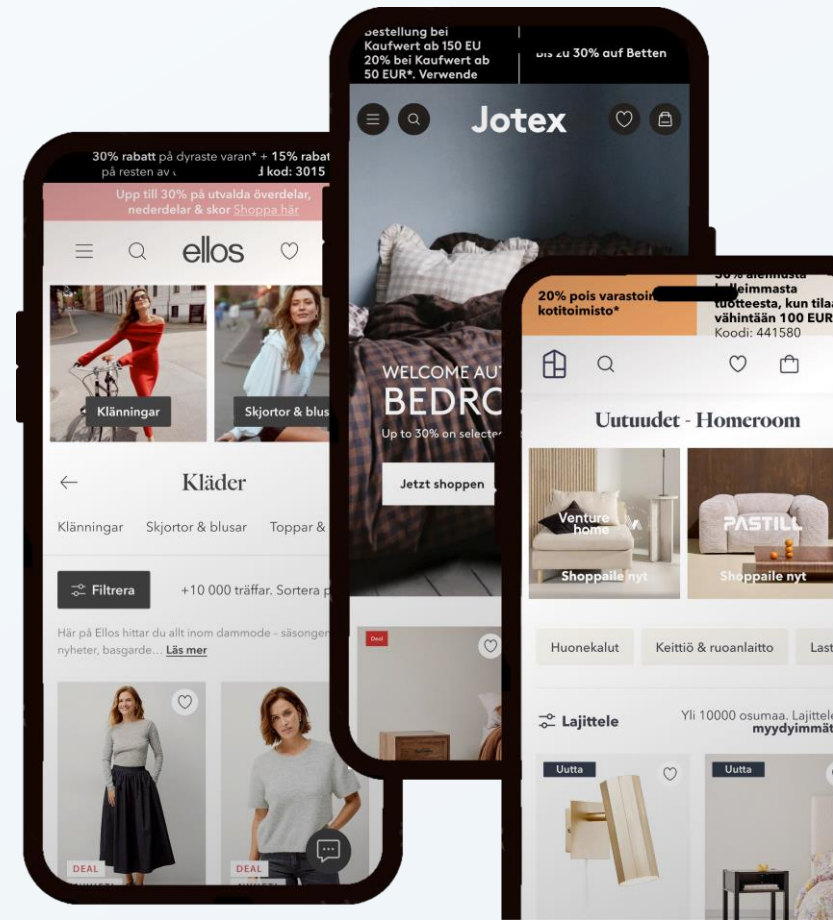
CTO Ellos Group AB

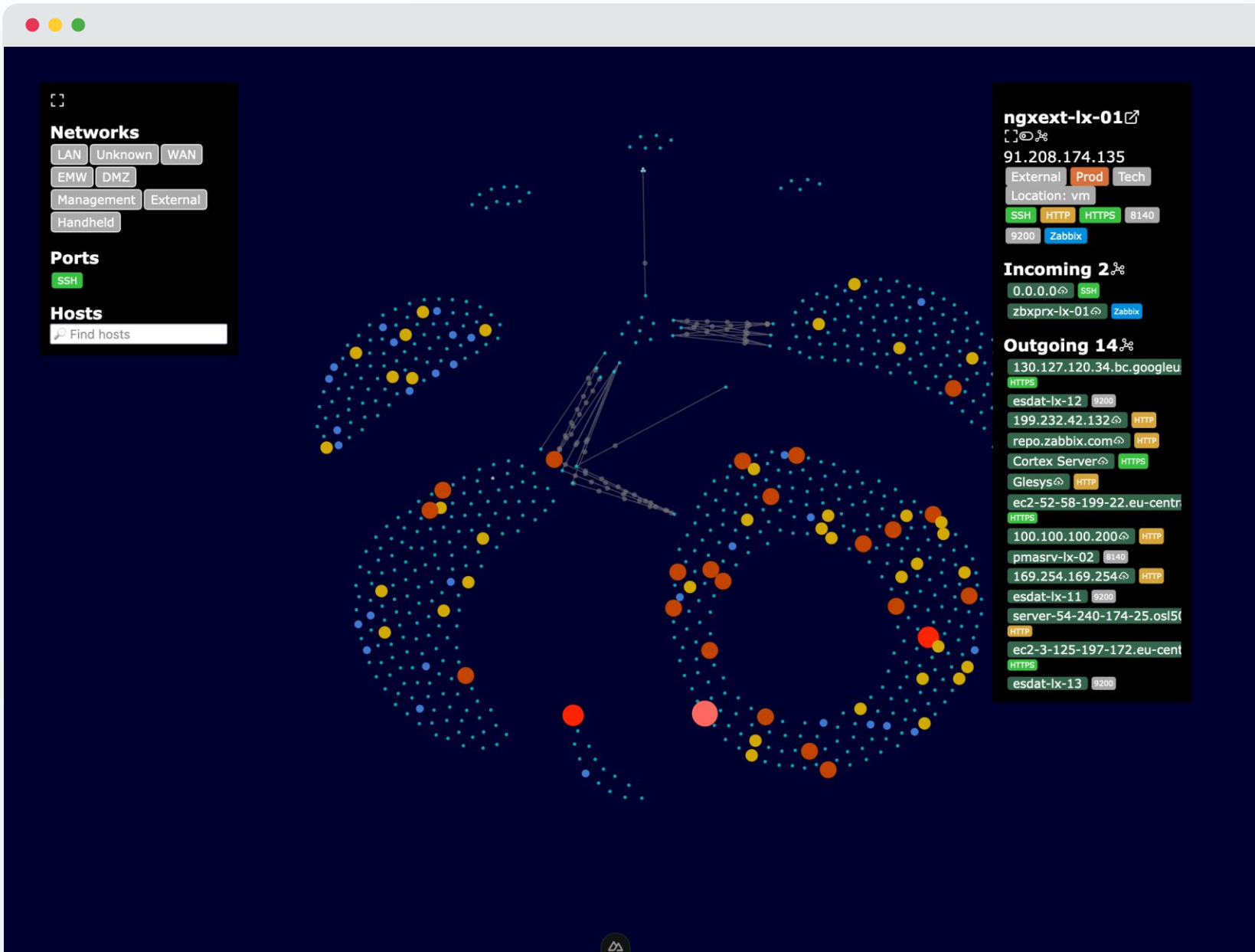
Linus Brimstedt

Zabbix User since -09

♥Automation

CTO Ellos Group AB





How to use Zabbix to generate a Network Topology Overview for Zabbix Hosts

Linus Brimstedt / Zabbix Network Map

Zabbix Network Map

main zabbix-network-map / +

History Find file Edit Code

fix: update data async 28c1b6fd
Linus Brimstedt authored 1 day ago

Name	Last commit	Last update
.vscode	Initial commit	1 week ago
components	fix: improved linking to zabbix	6 days ago
deploy	fix: use same docker base i...	1 week ago
helpers	Initial commit	1 week ago
pages	fix: update data async	1 day ago
public	Initial commit	1 week ago
server	fix: update data async	1 day ago
stores	fix: update data async	1 day ago
.env.example	Initial commit	1 week ago
.gitignore	Initial commit	1 week ago
.gitlab-ci.yml	fix: no dry run for semantic r...	1 week ago
.releaserc.json	fix: releaserc onf	1 week ago
README.md	fix: added screenshot	1 week ago
app.vue	fix: improved linking to zabbix	6 days ago
nuxt.config.ts	fix: ux fixes	6 days ago
package-lock.json	fix: update data async	1 day ago

Project information

- 23 Commits
- 1 Branch
- 8 Tags
- 1 MiB Project Storage
- 8 Releases

README
CI/CD configuration
[+ Add LICENSE](#)
[+ Add CHANGELOG](#)
[+ Add CONTRIBUTING](#)
[+ Add Kubernetes cluster](#)
[+ Add Wiki](#)
[+ Configure Integrations](#)

Created on
September 18, 2024

Available at
Gitlab.com



<https://gitlab.com/linusbrimstedt/zabbix-network-map/>

Why

Gain insights

- ▶ Explore the network
- ▶ Overview of active triggers in network
- ▶ Find unmonitored hosts
- ▶ Visualize external connections
- ▶ Visualize connections between network segments



Why

Items, triggers, alerts...

- ▶ See number of connections over time
- ▶ Trigger on connection



Why

Why Zabbix?

- ▶ Keep number of tools down, no additional agent
- ▶ Easy deployment



How

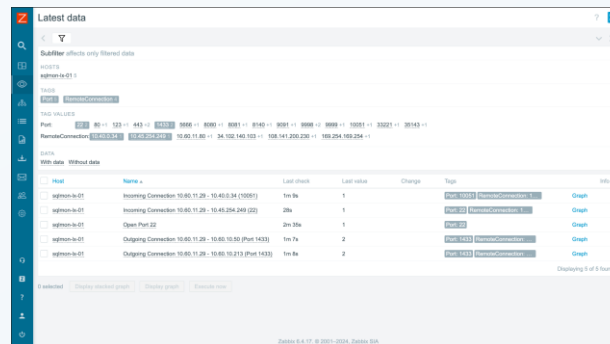


User Param

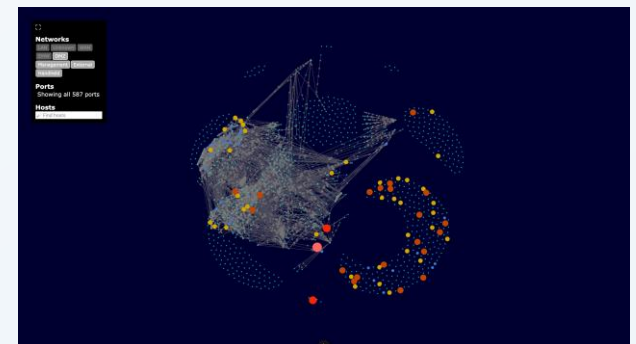
```
{
  "openports": [
    {"port": "22"},
    {"port": "10051"},
    {"port": "33221"}
  ],
  "incomingconnections": [
    {"localip": "10.60.11.29", "localport": "22", "remoteip": "10.45.254.249", "count": "1"}
  ],
  "outgoingconnections": [
    {"localip": "10.60.11.29", "remoteip": "10.60.10.213", "remoteport": "1433", "count": "2"},
    {"localip": "10.60.11.29", "remoteip": "10.60.10.50", "remoteport": "1433", "count": "2"},
    {"localip": "10.60.11.29", "remoteip": "10.60.11.80", "remoteport": "8140", "count": "2"},
    {"localip": "10.60.11.29", "remoteip": "34.102.140.103", "remoteport": "443", "count": "1"}
  ],
  "timestamp": "1724164447544581451"
}
```



Low Level Discovery



API + Custom App



DEMO

DEMO

A fatal exception 0xDEADBEEF has occurred because you demoed in front of an audience.

- * Be embarrassed in public
- * Pretend as if nothing
- * Blame something else
- * Next time use screenshots

Press any key to continue



Thank You!