



SUMMIT
ONLINE / 2020

"JUST INTEGRATE IT"

Aleksandrs Larionovs

Head of Integration Team

ZABBIX, LATVIA



WHAT INTEGRATIONS ARE?



Out of the box templates



Webhooks

HOW IT USED TO BE:

Install Zabbix

Follow the guide
20-120 minutes

Cloud images
Few clicks!



Search for integrations

Google
share.zabbix.com
Community
DIY



Validate them

Convince yourself
Test it
Convince others
No support

HOW IT IS NOW:

Install Zabbix

Follow the guide
20-120 minutes

Cloud Images
Few clicks!



Select official integration

100+ Integrations
And growing!

Use them!

Official integrations
Pre-validated
Zabbix Support available

WHAT CHANGED?


ZABBIX

ZABBIX
INTEGRATION



OUR MISSION

- ✔ Setting high monitoring standards
- ✔ Making monitoring accessible and easy
- ✔ Providing support and updates



STANDARDIZATION MATTERS

- ✓ 1000+ of Google results
- ✓ 100+ different templates
- ✓ 100+ approaches to monitoring

About 3,720,000 results (0.61 seconds)

[www.zabbix.com](#) › integrations › mysql ▼

Mysql monitoring and integration with Zabbix

Install **Zabbix** agent and **MySQL** client. If necessary, add the path to the **mysql** and **mysqldadmin** utilities to the global environment variable **PATH**. Copy ...

[中文](#) · [Português \(BR\)](#) · [Mysql_agent](#)

[www.zabbix.com](#) › config › templates_out_of_the_box ▼

Requirements for MySQL by Zabbix agent template [Zabbix ...

Steps. 1. Install **Zabbix** agent and **MySQL** client. If necessary, add the path to the **mysql** and **mysqldadmin** utilities to ...

[www.zabbix.com](#) › installation › install_from_packages ▼

2 Server installation with MySQL database [Zabbix ...

In order to install **zabbix-web-mysql** on RHEL 7 you need to enable **rhel-7-server-optional-rpms** repository. Creating initial database. Create **Zabbix** database and ...

[Red Hat Enterprise Linux ...](#) · [Creating initial database](#) · [Debian / Ubuntu](#)

[techexpert.tips](#) › Zabbix ▼

Tutorial - Monitor MySQL using Zabbix [Step by Step]

Nov 3, 2019 — Configure a **MySQL** user to **Zabbix**. **Zabbix** requires an account to access the **MySQL** server and perform the database monitoring. On the **MySQL** ...

[techbast.com](#) › 2020/07 › zabbix-how-to-configure-my... ▼

Zabbix: How to configure MySQL Monitoring on Zabbix system ...

Jul 6, 2020 — The article show how to configure **MySQL** Monitoring on **Zabbix**. The system consists of **Zabbix** Server installed on CentOS and **MySQL** ...

[stackoverflow.com](#) › questions › monitoring-mysql-wit... ▼

Monitoring MySQL with Zabbix Agent - Stack Overflow

Check that your **zabbix_server** config file is including the **/etc/zabbix/zabbix_agentd.d/*.conf** : vi **/etc/zabbix/zabbix_agentd.conf**. (you will find at almost the end of ...

1 answer



TEMPLATE GUIDELINES

- ✓ Naming conventions
- ✓ Multiple templates = Single approach
- ✓ Best practices
- ✓ Simplify decision making
- ✓ Practical and ethical framework
- ✓ Responsibility and accountability



HOW THE TEAM WORKS?



SPECIAL THANKS TO **ZABBIX** COMMUNITY!



OUT OF THE BOX **TEMPLATES**

40+ new
Templates

Databases



Applications



Other




Telephony



WEBHOOK INTEGRATIONS

On call systems



20+ new
Webhooks


ITSM systems



Messengers



MORE COMING SOON:



AranetCloud monitoring **(IOT)**

MorningStar solar controller monitoring



MORNINGSTAR
World's Leading Solar Controllers & Inverters



Apache Cassandra




HashiCorp

Vault



WHERE TO FIND THE **LATEST INTEGRATIONS?**

- ✓ New Zabbix installations (5.0, 5.2)
- ✓ <https://zabbix.com/integrations>
- ✓ <https://git.zabbix.com>



WANT AN INTEGRATION THAT DOESN'T EXIST YET?

OPTION 1

- ✓ Create a ZBXNEXT ticket at support.zabbix.com
- ✓ Ask your fellow friends to vote
- ✓ If community is interested, we will do our best to implement it

OPTION 2

- ✓ Contact: sales@zabbix.com

OPTION 3

- ✓ Join our contributors program




CONTRIBUTORS PROGRAM

- ✓ Launched in 2020
- ✓ Contribute to Zabbix agent 2 plugins and Webhooks
- ✓ Improve your product with an official Zabbix integration
- ✓ Share your expertise




2020 CONTRIBUTIONS



PostgreSQL
by
PostgresPRO



IAlert
by
IAlert



SIGNAL4
by
Derdack



Telegram
by
Ilya Ableev

HOW TO **CONTRIBUTE?**

- ✓ Read our development guidelines
- ✓ Get in touch! [**contribution@zabbix.com**](mailto:contribution@zabbix.com)
- ✓ Sign Contributors agreement
- ✓ Let's contribute!



RECAP

- ✓ FREE
- ✓ Large selection of integrations
- ✓ Integration team expertise
- ✓ Pre-validated
- ✓ Maintained
- ✓ Support available

Community Integrations	Official Integrations
✓	✓
✓	✓
✗	✓
✗	✓
✗	✓
✗	✓



BONUS: README!

Template App Nginx by HTTP

Overview

For Zabbix version: 5.0

The template to monitor Nginx by Zabbix that work without any external scripts. Most of the metrics are collected in one go, thanks to Zabbix bulk data collection.

Template App Nginx by HTTP collects metrics by polling `ngx_http_stub_status_module` with HTTP agent remotely:

```
Active connections: 291
server accepts handled requests
16630948 16630948 31070465
Reading: 6 Writing: 179 Waiting: 106
```

Note that this solution supports https and redirects.

This template was tested on:

- Nginx, version 1.17.2


Setup

See [Zabbix template operation](#) for basic instructions.

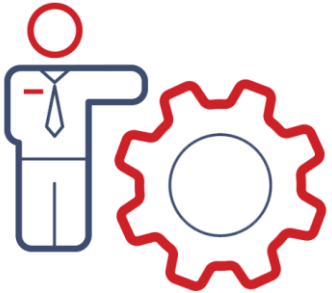
Setup `ngx_http_stub_status_module`. Test availability of `http_stub_status` module with `nginx -V 2>&1 | grep -o with-http_stub_status_module`.

Example configuration of Nginx:

```
location = /basic_status {
    stub_status;
    allow <IP of your Zabbix server/proxy>;
    deny all;
}
```



TO REPORT AN **ISSUE**:



Use our public **JIRA** bug tracker:

<https://support.zabbix.com>

TO DISCUSS:



Use our public **Zabbix Forum**:

<https://www.zabbix.com/forum>

Telegram:



<https://t.me/ZabbixTech>

Thank you!

